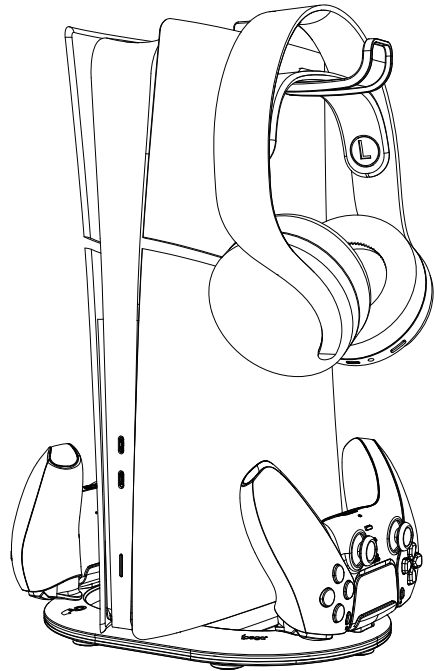
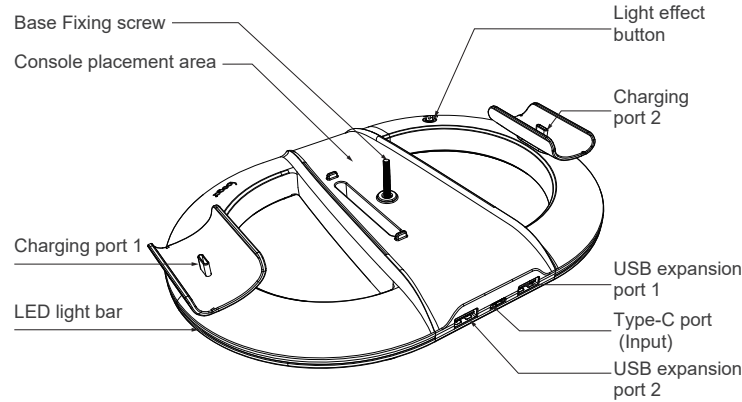


VERTICAL STAND

User Manua(PG-P5S045)



Product Overview:



Product Features:

1. This product is specifically designed for the P5 / P5 slim console, compatible with the digital and disc versions.
2. Equipped with a headset hanger for storing and placing over-ear headsets.
3. Two USB 2.0 data expansion ports that can be used to connect external devices such as mouse or keyboard.
4. 14 adjustable RGB lighting effects.
5. The P5 Slim console is powered by the USB port on the dock, allowing stable placement of the gaming console (with the use of the fixing screw).
6. Two Type-C charging ports for charging P5 controllers, and the charging indicator light provides real-time indications of the charging status.

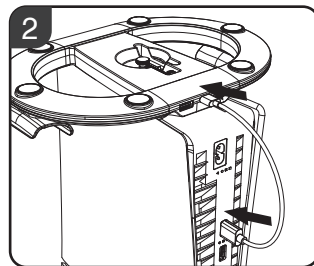
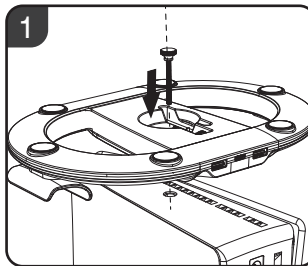
Specifications:

Input Voltage: DC 5V	Working Current: ≤1.8A
Charging hours: ~3.5 hours	Charging current: ≥650mA x 2

Product instructions:

1.Place the P5 Slim console vertically on the charging dock and secure it by twisting the fixing screw from the bottom of the dock. Insert the USB cable into the Type-C input port on the dock and the other end into the rear USB port of the console.

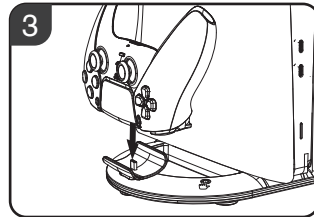
*Refer to figures 1-2 for reference.



2. Align the Type-C interface of the P5 controller with the charging plug on the base and insert it into the charging port. The corresponding charging indicator light will stay orange, indicating that it is charging.

When fully charged, the light will stay blue.

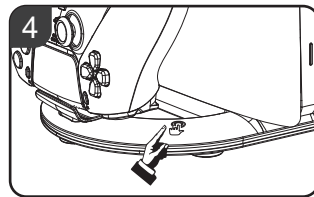
*Refer to Figure 3 for reference



3. Two USB 2.0 data expansion ports that can be used to connect external devices. Please use the P5 original data cable to connect devices, as using other cables may result in data disconnection.

4.The colorful lighting effects can be adjusted in 14 levels. Press and hold the light effect button for 3 seconds to turn off the lights. Pressing it briefly will turn them on, and the lights have a memory function to remember the last selected mode. The specific modes are as follows:

- 1): Purple, cyan, green, pink, and other gradual breathing transitions.
- 2): Rapid alternating between purple and cyan.
- 3): Slow alternating between purple and cyan.



- 4): Overall jumping with multiple colors.
- 5): Running marquee with multiple colors.
- 6): Steady green.
- 7): Steady navy blue.
- 8): Steady purple.
- 9): Steady red.
- 10): Steady blue.
- 11): Steady yellow-green.
- 12): Steady cyan.
- 13): Steady pink.
- 14): Steady orange.

Note:

1. Please make sure to use the power supply from the P5 console. Connecting it to any other 5V power source may cause this product to work abnormally.
2. Please do not store this product in wet or high-temperature areas.
3. Don't knap, beat, drub, pierce, or try to decompose this product, to avoid unnecessary damage to the product.
4. Non professional personnel should not disassemble the product, otherwise it will not be covered in the after-sales warranty service.
5. The product contains electronic components such as capacitors and should not be casually discarded. Please dispose of it properly by handing it over to qualified recycling organizations.
6. In case some products cannot connect or operate due to uncontrollable factors, our company will not be held responsible. Our company reserves the right to the final interpretation in this regard.

Accessories List:



Charging dock x1



Manual x1



USB cable x1



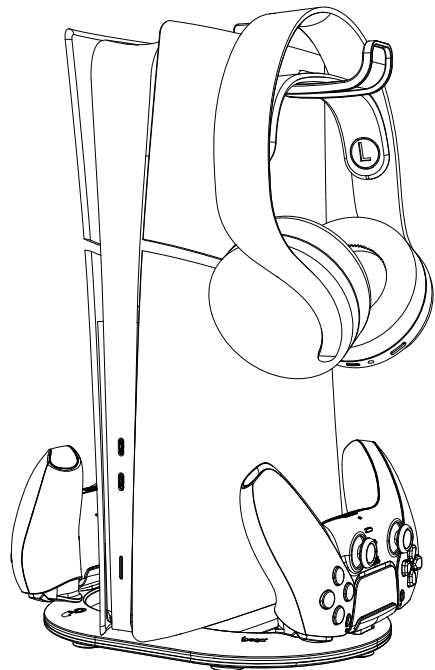
Base Fixing screw x 1



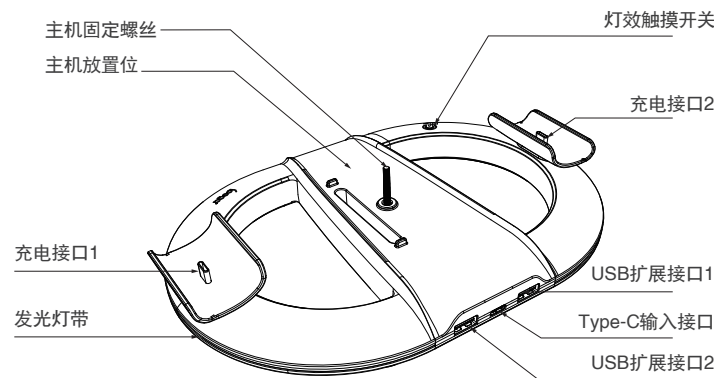
Headset hanger x1

多功能座充

产品说明书 (PG-P5S045)



产品外观图示:



产品特点:

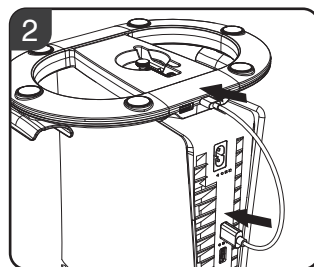
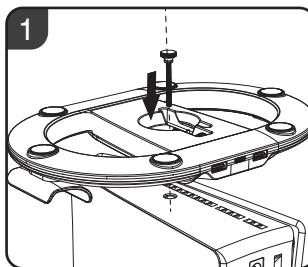
- 1.本产品可兼容放置P5 Slim数字版与光驱版主机。
- 2.配备一个耳机支架,可收纳放置头戴式耳机。
- 3.具备2个USB 2.0数据扩展接口,可连接鼠标、键盘等外接设备。
- 4.具备14种RGB灯光效果可调。
- 5.P5 Slim主机USB口供电给底座,可平稳放置游戏主机(带固定螺丝)
- 6.带2个Type-C充电头给P5手柄充电,充电指示灯实时指示充电状态。

产品特性参数:

工作电压: DC 5V	工作电流: ≤1.8A
充电时间: 约3.5H	充电电流: ≥650mA x2

产品使用说明:

1. 将P5 Slim主机竖直放置在座上充,并从座充底部拧入主机固定螺丝固定,将USB连接线一端插入座充上的Type-C输入接口,另一端插入到主机的后置USB端口中。如图1-2

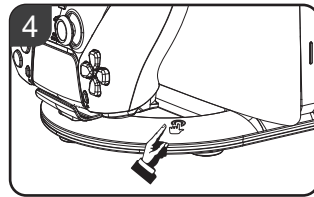
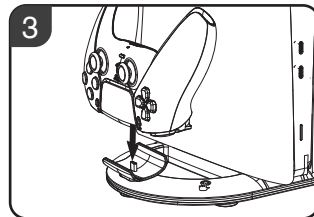


2.将P5手柄的Type-C接口对准底座上的充电插头插入充电口,相对应的充电指示灯长亮,表示在充电中,充满后蓝灯长亮。如图3

3. 2个USB 2.0扩展端口具备数据传输功能,请使用P5原装数据线连接设备,用其它线材有可能会数据断连。

4.炫彩灯光设14档调节,长按灯效开关3秒关闭灯效,短接开启,有记忆功能,具体模式如下:

- 1): 紫色、青色、绿色、粉色等呼吸渐变
- 2): 紫色和青色交替快速跳变
- 3): 紫色和青色交替慢速跳变
- 4): 多种颜色整体跳变
- 5): 多种颜色跑马式跳变
- 6): 绿色长亮
- 7): 藏蓝色长亮
- 8): 紫色长亮
- 9): 红色长亮
- 10): 蓝色长亮
- 11): 黄绿色长亮
- 12): 青色长亮
- 13): 粉色长亮
- 14): 橙色长亮



注意事项:

- 1.请务必使用P5主机供电,如外接其它5V电源可能会导致本产品工作异常。
2. 请不要把本产品在潮湿或高温地方存储。
3. 不要敲击、摔打、刺穿、或试图去分解本产品,以免对产品造成不必要的损害。
4. 非专业人员误拆卸本产品,否则不在售后保修服务内。
5. 产品内有电容等电子材料,不可随便丢弃,须集中给有资质的回收机构。
6. 因不可抗拒的因素造成部分产品无法连接操作,我公司不负任何责任,对此我公司保留最终解释权。

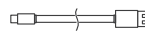
产品清单:



充电座 x1



说明书 x1



USB线 x1



主机固定螺栓x1



耳机挂钩 X1