



艾派格

Ultimate Battle · Double Joystick

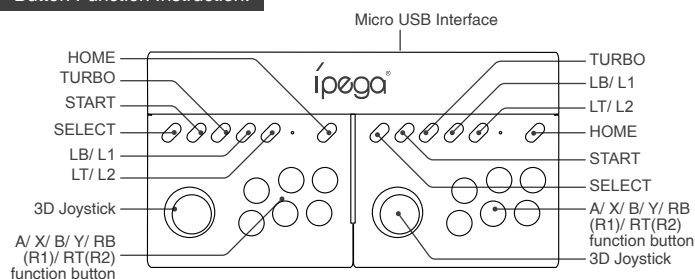
User Manual(PG-9189)

Product Instruction:

- 1.This product is suitable for playing games on Android /PC/P3/N-S/P4/P5 consoles by wired connection;
- 2.Adopted Separate operation of L and R main parts ;by Stretching left and right,Flexible use;
- 3.Ergonomic structure,comfortable feeling;
- 4.Can realize two players to play games together at same time, Better experience the fun of competition;
- 5.With TURBO function.

*Our company is not responsible for the failure of some games to connect with this product due to irresistible factors such as software upgrade or source code change of the official game platform. Our company reserves the right of final explanation.

Button Function Instruction:



Product Specifications:

- 1.Size: L 255.5 *W138 *H62.6 mm±2MM
- 2.Working voltage: DC5V;
- 3.Working current: <100mA

Wired Mode Connect :

(Default is P4 mode: LED is always on)

① PC(X_INPUT) Mode:

Press the X button do not release it,at this time insert USB cable to console in 360 mode

This mode is use to connect PC device.

② Android Mode:

Press the A button do not release it, at this time insert USB cable to console in Android mode

This mode is use to connect Android device.

③ N · S Mode:

Press the B button do not release it, at this time insert USB cable to console in N · S mode

This mode is use to connect N · S device.

④ P3/PC(D_INPUT) Mode:

Press the Y button do not release it, at this time insert USB cable to console in P3/PC mode

This mode is use to connect PC or P3 device.

⑤P4 Mode:

Insert USB cable to console in the P4 main interface, press and hold the HOME button to activate the gamepad.

⑥P5 mode:

In P5 main interface,Plug in the USB cable into the P5 console, Then press and hold the HOME key to activate the controller.

Note: Game Instruction, P5 games is not compatible, P4 games is compatible on P5 console

TURBO Function:

a. 8 Action buttons (include A/B/X/Y/BR/RT/LB/LT) all can use TURBO function;

b.All action buttons can be set TURBO function by manual setting;

c.Setting Method:long press any action button, then tap press TURBO button to turn on;Long press any action button then tap press TURBO button to turn off

d. When gamepad turning off, powering off,sleeping,restarting,the previous TURBO function will be automatic clean,if need to enable TURBO function must be reset

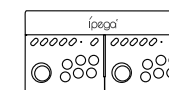
Button comparison list

Button comparison list										
Gamepad	A	B	X	Y	LB/L1	LT/L2	RB/R1	RT/R2	SELECT	START
N-S Console	B	A	Y	X	L	ZL	R	ZR	-	+
P3 Console	X	O	□	△	L1	L2	R1	R2	SELECT	START
P4 Console	X	O	□	△	L1	L2	R1	R2	SHARE	OPTIONS

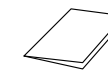
Notes:

1. Please do not store product in humid or high temperature places;
2. Do not knock, beat, puncture, or try to disassemble to avoid unnecessary damage to the product;
3. Non-professional disassemble this product by mistake otherwise it will not be covered by the after-sales warranty service;

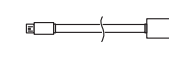
Accessories List:



Console x1



User manual x1



Micro USB cable x1

iPega trademarks belongs to IPEGA LIMITED.

Patent NO.: 2019306816835



艾派格

终极对决 · 双打摇杆

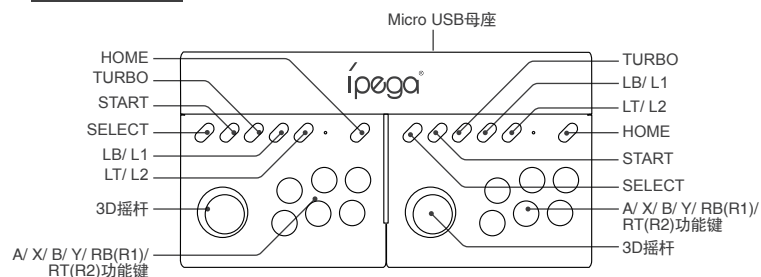
产品说明书(PG-9189)

产品适用说明:

- 1.产品适用于Android/PC/P3/N-S/P4/P5游戏主机上有线连接,进行游戏操作时使用;
- 2.产品还可以采用左右主体部份分离式操作,通过拉开;使用起来灵活多变;
- 3.本产品手感舒适,结构符合人体工程学;
- 4.本产品实现两个玩家同时游玩,体验竞技乐趣;
- 5.产品带有TURBO连打功能,一键连发,无限连击。

*因官方游戏平台软件升级或源代码变更等不可抗拒的因素造成部分游戏无法与本产品连接操作,我公司不承担任何责任。对此我公司保留最终解释权。

功能按键图示



产品特性参数:

- 1.产品尺寸: L 255.5 *W138 *H62.6 mm±2MM
- 2.工作电压: DC5V;
- 3.工作电流: <100mA

有线模式连接方法

(直接上电默认为P4模式: LED常亮)

① PC(X_INPUT)模式:

按下X键不要松开,此时插入USB数据线到主机为360模式

此模式连接PC设备上使用。

② Android模式:

按下A键不要松开,此时插入USB数据线到主机为Android模式

此模式连接Android系统设备上使用。

③ N-S模式:

按下B键不要松开,此时插入USB数据线到主机为N-S模式

此模式连接N-S设备上使用。

④ P3/PC(D_INPUT)模式:

按下Y键不要松开,此时插入USB数据线到主机为P3/PC模式

此模式连接PC或者P3设备上使用。

⑤P4模式:

在P4主界面插入USB数据线到主机,按住HOME键激活手柄。

⑥P5模式:

在P5主界面插入USB数据线到主机,按住HOME键激活手柄。

注: 游戏说明, P5游戏不兼容, P5主机用P4游戏可以使用。

TURBO功能:

a.动作键包括(A/B/X/Y/RB/RT/LB/LT)8个按键,均可使用TURBO功能。

b.任何动作键都可以手动设置TURBO开关。

c.设置方式: 长按动作键,再轻按TURBO键开启,长按动作键,再轻按TURBO键,TURBO功能关闭。

d.手柄关机、断电、休眠,重启手柄时,之前设置Turbo功能自动清除,若启用Turbo功能时,必须重新设置

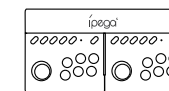
键码对照表:

键值对照表										
本机	A	B	X	Y	LB/L1	LT/L2	RB/R1	RT/R2	SELECT	START
N-S主机	B	A	Y	X	L	ZL	R	ZR	-	+
P3主机	X	O	□	△	L1	L2	R1	R2	SELECT	START
P4主机	X	O	□	△	L1	L2	R1	R2	SHARE	OPTIONS

注意事项:

- 1.请不要把本产品存放在潮湿或高温地方存储;
- 2.不要敲击、摔打、棒打、刺穿、或试图去分解本产品,以免对产品造成不必要的损害;
- 3.非专业人员误拆卸本产品,否则不在售后保修服务内;

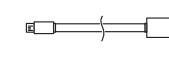
产品清单:



产品主机 x 1



说明书 x 1



Micro USB数据线 x1

iPega属于PEGA LIMITED所有。

专利号: 2019306816835