



Dual Joystick of N-S

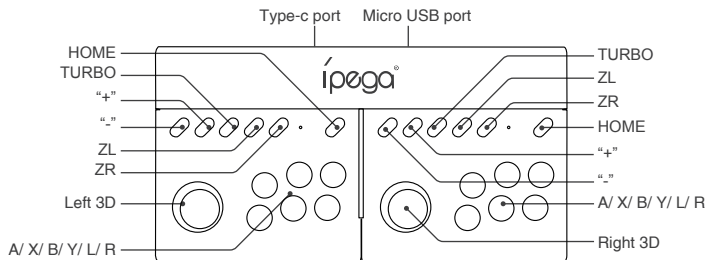
User Manual (PG-SW002)

Application Introduction:

- 1.This product is used for playing single joystick control games of N-S & N-SL console (such as Mario series, Street Fighter 2, Fast RMX etc.);
- 2.Plug & Play, requiring no complex operation. Control the game operating by connected with N-S/ N-SL console via Type-C .
3. Support two players play games at the same time, experience the fun of competition.
- 4.With Turbo (acceleration) function, make it stronger and faster when playing games.
5. Plug & Play, connected with N-S console via Type-C, take power from the console directly and control the game operation of the console.
6. Support PD quick charge function, Support charge the console via Type-C 5V power supply or N-S original adapter while playing games

* Due to the official game platform software upgrades or source code changes and other not resist factors caused some of the games can not be played or connected with our product, iPega have no responsibility. iPega reserve the right of final interpretation for this.

Introduction for key function



Characteristic parameters:

- 1.Size: L255.5mm*W137.4mm*L62.6mm;
- 2.Weight: 250±5g;
- 3.Working voltage/current: DC5V/100mA;

Product instructions:

- 1.Please confirm "the Pro-controller wired connection" is on in N-S system settings before using this product.
 - 3.This product is easy to operate. Plug the N-S console into the corresponding slot of the product, LED indicator will be on, then you can control game operation of N-S console.
 - 4.This product equipped with USB port, it can realize large-screen projection by connected with N-S Dock via USB cable.
 - 5.Functional keys (+/-/ZL/ZR/HOME/A/B/X/Y/L/R) correspond to function of the keys of N-S-Pro or joy-con controller.
 - 6.Support play while charge, support charge the N-S Console via Type-C 5V power or original adapter. You can charge the N-S Console by plug Type-C cable into the charging port.
- Notes: After the product connected with N-S, please make sure the N-S screen lights up, then the product can get electrical power, the indicator lights up and start works.

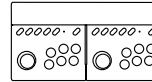
TURBO Function:

1. 8 action buttons (A/B/X/Y/L/ZL/R/ZR) can be manually with TURBO function.
 2. Setting method: Long press the action buttons, then press the TURBO key lightly to turn on; Long press the action buttons, then tapping the TURBO key to turn off TURBO function.
- Notes: Turbo settings are separate, joystick 1 setting is only for joystick 1, joystick 2 setting is only for joystick 2.
- After the product turned off, shutdown/ slept or restarted, the previous Turbo setting will be cleared automatically. If you want enable TURBO function, please reset it.

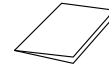
Notes:

- 1.Please do not store this product in wet or high-temperature areas.
- 2.Don't karp, beat, drub, or try to decompose this product, to avoid unnecessary damage to the product..
- 3.Non-professional personnel should not disassemble the product, otherwise it will not be covered in the after-sales warranty service.

Accessories List:



Dual Joystick x 1



User manual x 1



Micro USB cable x1

iPega trademarks belongs to IPEGA LIMITED.

Patent NO.: 2019306816835



终极对决之N·S版

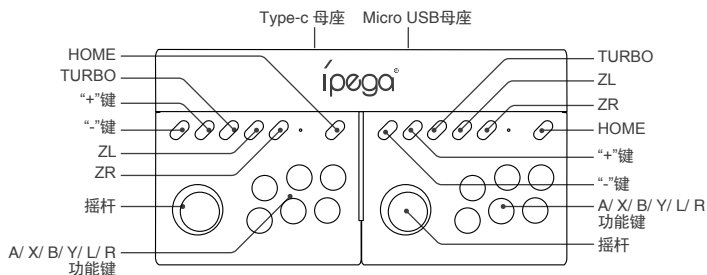
产品说明书(PG-SW002)

产品适用说明:

- 1.本产品适合操作N-S、N-SL主机的单摇杆控制FTG类游戏（例如Mario系列、Street Fighter2、Fast RMX等）。
- 2.本产品即插即用，无需任何复杂操作，通过TYPE-C公头与N-S、N-SL主机连接，控制主机的游戏操作。
- 3.本产品可实现两个玩家同时游玩，体验竞技乐趣。
- 4.产品带有turbo连打功能，一键连发，无限连击。
- 5.本产品即插即用，通过TYPE-C公头与N-S主机连接，直接向主机取电并控制主机的游戏操作，也可以通过Micro USB连接到N-S主机底座上，连接大屏幕操作。
- 6.本产品支持PD快充功能，支持使用Type-C 5V电源或N-S原装适配器对主机进行边充边玩。

* 因官方游戏平台软件升级或源代码变更等不可抗拒的因素造成部分游戏无法与本产品连接操作，我公司不负任何责任。对此我公司保留最终解释权。

功能按键图示



产品特性参数:

- 1.产品尺寸: L255.5mm*W137.4mm*L62.6mm;
- 2.产品重量: 250±5g;
- 3.工作电压/电流: DC5V/100mA;

产品基本操作:

- 1.在使用本产品之前，请确认N-S主机的系统设置中，“Pro手柄的有线连接”处于开启状态。
 - 2.本产品可实现两个玩家同时游玩，体验竞技乐趣。
 - 3.本产品功能操作简单，只需要将N-S主机插入产品对应卡槽，产品指示灯亮起，便可以控制N-S主机中的游戏操作。
 - 4.产品配备的Micro USB接口，可以通过数据线连接到N-S主机底座上，实现连接大屏幕操作。
 - 5.产品的功能按键 (+/-/ZL/ZR/HOME/A/B/X/Y/L/R) 对应N-S-Pro或者joy-con手柄的按键功能。
 - 6.本产品支持边充电边玩，支持使用Type-C 5V电源或原装适配器对N-S主机充电，直接将Type-C充电线插入产品充电口即可对N-S主机充电。
- 注: N-S主机接上产品后，需要保证N-S主机屏幕亮起，产品才能获取电源，指示灯亮起并开启工作。

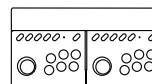
TURBO功能:

- 1.动作键包括(A/B/X/Y/L/ZL/R/ZR) 8个按键，均可手动设置TURBO功能;
 - 2.设置方式: 长按动作键，再轻按TURBO键开启，长按动作键，再轻按TURBO键，TURBO功能关闭;
- 注: turbo键的设置分为分式，摇台1仅设置摇台1，摇台2仅设置摇台2，产品休眠、关机重启后，之前设置Turbo功能自动清除，若启用TURBO功能时，必须重新设置;

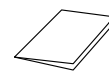
注意事项:

- 1.请不要把本产品放在潮湿或高温地方存储;
- 2.不要敲击、摔打、棒打、刺穿、或试图去分解本产品，以免对产品造成不必要的损害;
- 3.非专业人员勿拆卸本产品,否则不在售后保修服务内;


产品清单:



产品主机 x 1



说明书 x 1



Micro USB数据线 x1

iPega 属于 PEGA LIMITED 所有.

专利号: 2019306816835