



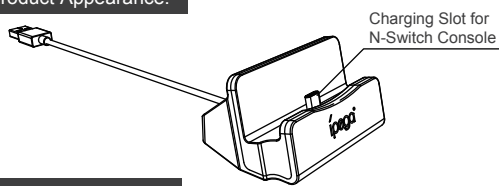
## N-Switch Lite/ N-Switch Charging Bracket

User's Manual PG-SL006

### Product Features:

1. This charger is used for charging the N-Switch or NS Lite console. Playing while charging is available.
2. Contains a USB charging cable, available to connect with the original N-Switch Port or other power adapters.
3. Movable Type-C plug, efficiently protect the charging socket of your N-Switch console.
4. Compact in design and simple in operation.

### Product Appearance:



### Product Parameter:

1. Input Voltage/Current: DC 5V/2.0A
2. Output Voltage/Current: DC 5V/2.0A

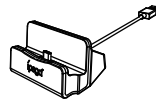
### Direction of Use:

1. Connect this product with N-Switch Dock original Port or other USB power adapters;
2. Place your N-Switch Lite& N-Switch console on the charging slot and start charging.

### Notes:

1. Please do not store this product in wet or high-temperature areas.
2. Don't knap, beat, drub, pierce, or try to decompose this product, to avoid unnecessary damage to the product.
3. Non professional personnel should not disassemble the product, otherwise it will not be covered in the after-sales warranty service.

### Accessories List:



Charging Bracket x1



User Manual x1



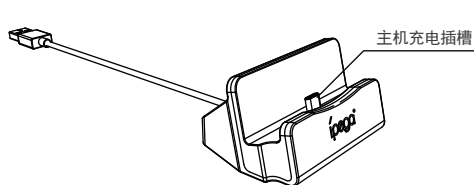
## N-Switch Lite&N-Switch 充电支架

产品说明书 PG-SL006

### 产品特点

1. 本产品是一款适用于N-Switch Lite&N-Switch主机的充电座支架，支持边充电边玩；
2. 本产品自带一条USB充电线，可连接N-Switch Dock原装底座或其他USB电源适配器使用；
3. 可活动的TYPE-C插头设计，有效保护N-Switch Lite&N-Switch主机的充电口；
4. 产品精巧简洁，操作简单；

### 产品外观接口图示



### 产品特性参数

1. 输入电压/电流: DC5V/2.0A;
2. 输出电压/电流: DC5V/2.0A;

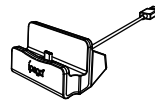
### 产品使用说明

1. 将产品自带的USB充电线接入N-Switch Dock原装底座或其他USB电源适配器；
2. 将N-Switch Lite&N-Switch主机接入产品，即可对主机进行充电；

### 注意事项

1. 请不要把本产品放在潮湿或高温地方存储；
2. 不要敲击、摔打、棒打、刺穿、或试图去分解本产品，以免对产品造成不必要的损害；
3. 非专业人员请勿拆卸本产品，否则不在售后保修服务内；

### 产品清单



充电支架 x1



说明书 x1