

# PG-9033说明书 80g米黄色特种纸,双面折页 尺寸: 630x142mm



## 蓝牙手柄 产品说明书(PG-9033)中文版

### 适用说明:

- 1.非常感谢您购买ipega公司开发生产的蓝牙游戏手柄;
- 2.产品主要适用于在Android/iOS/MAC OSX/Win XP/7/8/10系统上蓝牙连接时,进行游戏操作时使用;
- 3.适用设备:智能手机/平板电脑/智能电视机、机顶盒/PC电脑(Windows和MAC OSX系统均支持);
- 4.结构符合人体工程学,手感舒适!

★因官方游戏平台软件升级或源代码变更等不可抗拒的因素造成部分游戏无法与本产品连接操作,我公司不承担任何责任。对此我公司保留最终解释权。

如还未下载手机游戏厅,请输入下方网址或扫描右方二维码选择下载  
<https://pan.baidu.com/e/1hs175FA>  
 技术支持QQ群: 144981572  
 客服电话: 400-806-3006  
 在线时间: 周一至周五9:30-17:30

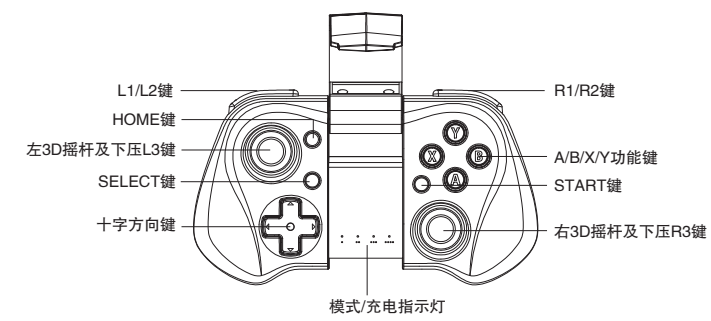


安卓游戏平台二维码



艾派格官方微信公众号

### 功能按键图示:



### 电性参数:

- |                |                       |
|----------------|-----------------------|
| 1.工作电压: DC3.7V | 5.充电电压/电流: DC5V/500mA |
| 2.工作电流: 30 mA  | 6.蓝牙传输距离: ≈8M         |
| 3.持续使用时间:10H   | 7.电池容量: 380mAh        |
| 4.静态电流: <35uA  | 8.待机时间: 满电放置30天       |

### 操作使用模式:

Android 系统			
	HID模式(GamePad)	键盘模式	鼠标模式
模式配对(长按2秒)	<b>X+Home</b>	<b>A+Home</b>	<b>Y+Home</b>
指示灯	LED1	LED2	LED1或LED2
备注	在HID或键盘模式下均可动态切换成鼠标模式		

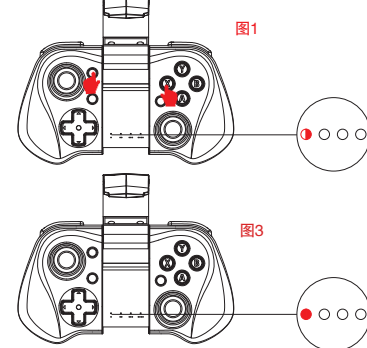
iOS 系统		Windows 系统
	iCade 模式	HID模式(GamePad)
模式配对(长按2秒)	<b>B+Home</b>	<b>X+Home</b>
指示灯	LED3	LED1
备注	默认为键盘英文输入法	需蓝牙适配器

### 安卓设备使用说明:

- 安卓系统绝大多数游戏支持HID模式(在电脑上使用时Hid键值一样,支持绝大多数此类游戏;在相关手机游戏厅或模拟器下载的游戏同样支持,如“葡萄游戏厅”)
- 1.同时按住X键和HOME键2秒,此时LED1指示灯快闪;图1
  - 2.将Android设备端的蓝牙功能打开,点击“扫描”
  - 3.当搜索到蓝牙名为“PG-9033”的设备名时,选择配对连接;图2
  - 4.连接成功,LED1指示灯常亮!图3
  - 5.进入游戏(游戏厅或模拟器下载的游戏可以直接玩)

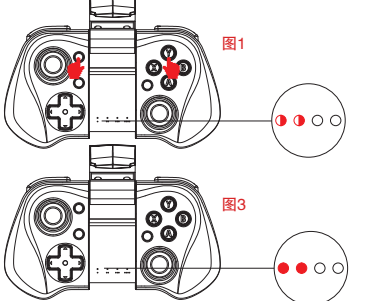
### 6.推荐游戏:

- |            |             |
|------------|-------------|
| 1.CF(穿越火线) | 5.王者荣耀      |
| 2.死亡扳机2    | 6.使命召唤: 突击队 |
| 3.暗影之枪     | 7.死亡效应      |
| 4.现代战争5    |             |



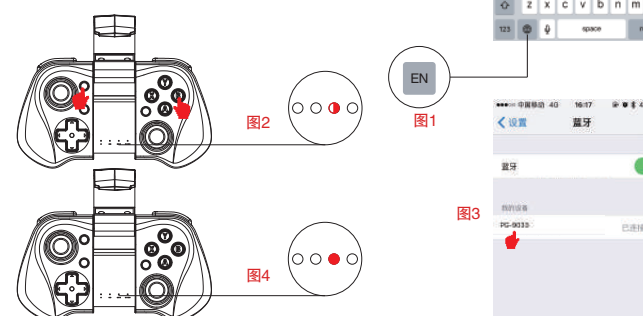
### iOS设备X\_Keyboard模式

- X\_Keyboard模式支持iOS非越狱设备,支持第三方购买的游戏平台在相关手机游戏厅或模拟器下载的游戏同样支持,如新游游戏厅和hand jyj(仅限中国大陆地区)
- 1.同时按Y键和HOME键2秒,LED1、LED2指示灯快闪;图1
  - 2.将iOS设备端的蓝牙功能打开,当搜索到蓝牙名为“Newgamepad N1”的设备名时,选择配对连接;图2
  - 3.连接成功,LED1、LED2指示灯常亮!图3
  - 4.支持iOS设备9.3.0以上系统;
  - 5.手机扫描二维码下载游戏平台,进入平台下载所需要的游戏。



### iOS设备iCade模式

- 支持iOS非越狱设备,可以使用苹果商店内“APP Store”下载的游戏,当在“APP Store”内搜索“iCade”时,会弹出海量的游戏并可以操作;
- 1.需将键盘输入法设为英文输入,才能正常操作游戏;图1
  - 2.同时按住B键和HOME键2秒,LED3指示灯快闪;图2
  - 3.将iOS设备端的蓝牙功能打开,当搜索到蓝牙名为“PG-9033”的设备名时,选择配对连接;图3
  - 4.连接成功,LED3指示灯同时常亮!图4



### iCade模式下支持的部份游戏:

- |   |   |
|---|---|
| Temple Run - Imangi Studios, LLC              | Heli Apps   |
| Super Mega Worm Lite - Deceased Pixel LLC     | Bullet Hell Infinite - Nicolas Bevilard             |
| Emerald Mine - Les Bird                       | Retro Dust-Classical Arcade - Asteroids Vs Invaders |
| HungryMaster - xionchannel                    | RI Productions                                      |
| Jungool - Headsoft                            | J-Werewolf LITE - Daniel Novais                     |
| Akane the Kunoichi Lite - Haruneko            | Recess Riot Lite - Deceased Pixel LLC               |
| Rush City - Acceleroto                        | Space Inversion FREE - merlyn lear                  |
| Iron Frost - YOMEN,Inc.                       | Vector Star Brawl - Jorge Arroyo                    |
| Guns n'Bottles - Ivanovich Games              | The Invaders - RI Productions                       |
| Danmaku Unlimited 2 lite - Bullet Hell Shump  | Towerman - Tomek Szczepanski                        |
| qub - Andrew Brinkhaus                        | Bunny Leap - John Carlyle                           |
| Alien Annihilation-Free retro - space shooter |   |

正面

反面



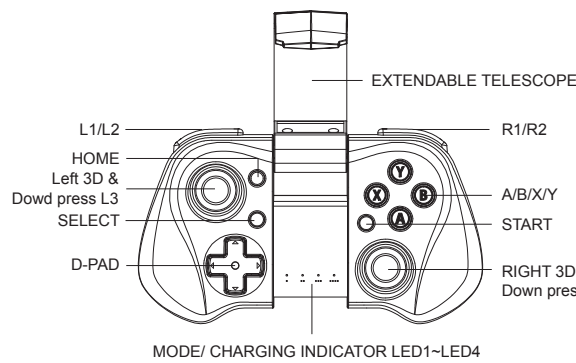
## Bluetooth Gamepad Instruction Manual(PG-9033)

### Applicable instructions

- 1.Thanks for purchasing iPega developed Bluetooth Gamepad.
- 2.This Gamepad support playing games on Bluetooth enabled Android 3.2+ tablet / smart phone / TV box / smart TV / VR, IOS7+ mobile phone / tablet , MAC OSX PC and Win7 / Win8 / Win10/ Win XP PC without any drivers.
- 3.Ergonomic streamlining and comfortable hand hold feelings.

\* Due to the official game platform software upgrades or source code changes and other not resist factors caused some of the game can not be played or connected with our Gamepad, iPega company has no responsibility.iPega reserve the right of final interpretation for this.

### Introduction for key functions:

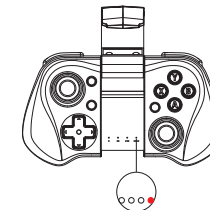


### Electrical Parameters:

- |                                 |   |
|---------------------------------|---|
| 1.Working voltage: DC3.7V       | 5.Charging voltage/current: DC5V/500mA          |
| 2.Working current: 30 mA        | 6.Bluetooth transmission distance: ≈8M          |
| 3.Continuous gameplay time: 10H | 7.Battery capacity: 380mAh                      |
| 4.Static current: <35uA         | 8.Standby time: up to 30days once fully charged |

### Charge/ Sleep/ Wake up function of Gamepad:

- 1.LED4 indicator will lit on while charging and will turn off after fully charged.
- 2.Sleep/Wake up function: Gamepad will enter into sleeping mode if not in use for 5 minute, and press HOME button for wake up and reconnect automatically.
- 3.LED4 indicator flashing quickly for low battery warning.



### Operation Instructions:

Android system			
	HID Mode(GamePad)	Keyboard Mode	Mouse Mode
Bluetooth pairing buttons (Press and hold on 2's)	<b>X+Home</b>	<b>A+Home</b>	<b>Y+Home</b>
Indicator	LED1	LED2	LED1 or LED2
Remark	Freely dynamic swift to mouse mode from HID or keyboard mode		

iOS system		Windows system
	iCade Mode	HID Mode (GamePad)
Bluetooth pairing buttons (Press and hold on 2's)	<b>B+Home</b>	<b>X+Home</b>
Indicator	LED3	LED1
Remark	Default English keyboard input	No Bluetooth function PC, need buy a Bluetooth Dongle

### Android Game Center



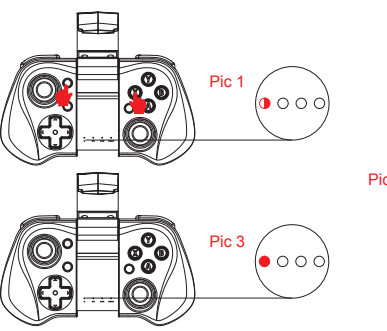
[Chick Simulator]



Scan to download [Chick Simulator]  
Android system users only

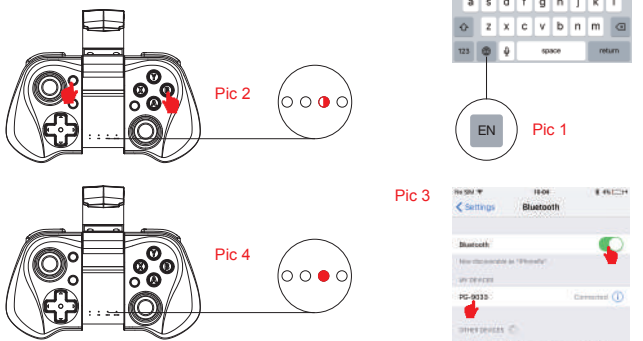
### Usage of Android device

- It supports the vast majority of games, such as: Shadowgun/Modem Warfare 5/Asphalt/Contra/metal Slug, and emulator games (such as MC4, Wild blood, Dungeon Hunter, Zombie, FC emulator, GBA emulator, arcade emulator, SFC emulator, N64 emulator, Shadowgun,sonic CD, Cordy, Soulcrafter, zenonia4, 9 Innings 2013,Riptide GP, etc.). Or you can scan QR code to download Android Game Center and download games from Android Game Center for playing.
- 1.Press and hold X button + HOME button for 2's, then release two buttons until LED1 flash quickly. Pic1
  - 2.Open the Bluetooth on Android device, click searching.
  - 3.Find and select "PG-9033" for Bluetooth pairing. Pic2
  - 4.LED1 lit on after Bluetooth connected. Pic3
  - 5.Support kinds of games which download from Google Play Store, such as: SHADOWGUN/ Need for Speed 18/ Call of Duty/ Dead of Trigger/ CS: Counter Striker/ Overkill/ Street Fighter



### Usage of iOS devices

- Support iOS non jail-breaking devices. Could play games which download from Apple APP Store. Searching "iCade" from APP Store will come out vast of iCade games for playing (Support parts of games under iCade mode as game devices is limited for iOS system.)
- 1.Firstly, you need to set keyboard input in English. Pic1
  - 2.Press and hold B button + HOME button for 2's, then release two buttons until LED3 flash quickly. Pic2
  - 3.Open the Bluetooth on iOS device, click searching.
  - 4.Find and select "PG-9033" for Bluetooth pairing. Pic3
  - 5.LED3 lit on after Bluetooth connected. Pic4

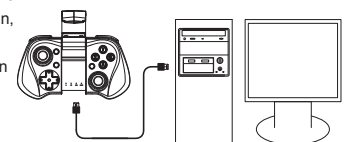


### Support parts of games under iCade mode:

- |   |   |
|---|---|
| Temple Run - Imangi Studios, LLC              | Heli Apps   |
| Super Mega Worm Lite - Deceased Pixel LLC     | Bullet Hell Infinite - Nicolas Bevilard             |
| Emerald Mine - Les Bird                       | Retro Dust-Classical Arcade - Asteroids Vs Invaders |
| HungryMaster - xionchannel                    | RI Productions                                      |
| Jungool - Headsoft                            | J-Werewolf LITE - Daniel Novais                     |
| Akane the Kunoichi Lite - Haruneko            | Recess Riot Lite - Deceased Pixel LLC               |
| Rush City - Acceleroto                        | Space Inversion FREE - merlyn lear                  |
| Iron Frost - YOMEN,Inc.                       | Vector Star Brawl - Jorge Arroyo                    |
| Guns n'Bottles - Ivanovich Games              | The Invaders - RI Productions                       |
| Danmaku Unlimited 2 lite - Bullet Hell Shump  | Towerman - Tomek Szczepanski                        |
| qub - Andrew Brinkhaus                        | Bunny Leap - John Carlyle                           |
| Alien Annihilation-Free retro - space shooter |   |

### How to connect PC device for playing games by using USB data cable:

- 1.USB cable is required to connect the USB port of the PC device with the gamepad. When the WIN7 or above system is connected by default, the indicator light is on, and showing the operation mode of X-INPUT.
- 2.In X-INPUT wired mode, it can support the operation of vast majority of classic large-scale games in PC version.  
Such as: Need for Speed / SHADOWGUN / Street Fighter 5 / Dead of Trigger



### How to connect PC device with Bluetooth:

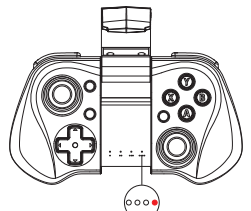
1. With the gamepad off, press and hold gamepad button HOME + X simultaneously for searching the Bluetooth device.
2. Insert Bluetooth 2.1 receiver into the USB interface on PC device; Windows system will automatically install the driver.
- 2.1 After the driver is installed successfully, the symbol of the Bluetooth device will be displayed in the lower right corner of the computer.
- 2.2 Move the mouse to the Bluetooth symbol, click the right mouse button and select "Add Device".
- 2.3 After selecting "Add Device", the icon of the model of the device (PG-9033) will be searched in the dialog box;
- 2.4 Click "Next" and select "Do not use the code to match", it will be automatically added after confirming, then remind the Bluetooth is connected successfully! After connected, the indicator light is always on!
- 2.5 It will be D\_INPUT mode after the Bluetooth is connected successfully, and can support the games running in simulator way.

### Notes:

1. Please do not store this product in wet or high-temperature areas.
2. Don't knap, beat, drub, pierce, or try to decompose this product, to avoid unnecessary damage to the product.
3. The product has built-in batteries, and please don't discard them together with the garbages.
4. Don't charge the controller in a place near the fire or other heat source.
5. Non professional personnel should not disassemble the product, otherwise it will not be covered in the after-sales warranty service.

### 手柄充电/休眠/唤醒功能:

- 1.充电时LED4指示灯常亮,充电后熄灭!
- 2.休眠/唤醒功能: 游戏手柄在5分钟内不使用会进入休眠状态,当需要重新使用时需按HOME键唤醒即可回电;
- 3.电池电量不足时LED4指示灯快闪提示;



### 注意事项:

- 1.请不要把本产品放在潮湿或高温地方存储;
- 2.不要敲击、摔打、棒打、刺穿、或试图去分解本产品,以免对产品造成不必要的损害;
- 3.产品内置电池,请勿和垃圾一起丢弃;
- 4.不要在靠近火或其它热源的地方对手柄进行充电。
- 5.非专业人员请勿拆卸本产品,否则不在售后保修服务内;

### iPega与ePega商标同属于PEGA LIMITED所有:

专利号: ZL2014303107410

iPega and ePega trademarks all belong to PEGA LIMITED.

Patent NO. : ZL2014303107410